



# EAGLE-OH

## OVERHEAD OPERATOR

Gate Capacity Up to 24' & 700 lbs



**Available  
in 1 HP**



Lightweight Aluminum Gear Reducer  
Quiet UHMW Trolley



## EAGLE-OH

### Specifications Standard Features

Global Inputs  
Open/Close Delay  
One Pass (No Tailgate)  
Motor Brake  
24 VDC Output with Relay for MAG Lock  
24 VAC Auxiliary Power Output  
Dry Contact Relay (NO/NC) for Accessories  
Partial Open  
Stop-Reverse  
Auto-Close Timer (1-60 sec.)

### Gate Capacity & Operation

Rated Continuous Duty  
Eagle-OH  
Maximum Gate: 500 lbs & 22 ft.  
Eagle-OH-1HP  
Maximum Gate: 700 lbs & 24 ft.

### Three Sized Rails

8 ft.  
10 ft.  
12 ft.

### Manual Release

Quick-Release Trolley Assembly

### Mechanical

Chain: #40 Nickel Plated  
Gear Reducer: C-Face Size 50 Aluminum  
Chassis: Zinc Plated Steel to Resist Corrosion  
Power Disconnect (1/2 HP)

### Hardware

Header Bracket for Wall or Ceiling Mount  
Mid-Rail Support Brackets (10' & 12' Rails)  
UHMW Silent Trolley  
Audio Alarm  
Pre-Wired Receiver Terminal

### Weight & Dimension

Height: 9 1/2"  
Rail: 8', 10' & 12'

### Power

Eagle-OH  
1/2 HP Continuous Duty AC  
115 VAC @ 60 HZ 5.7 AMP  
Eagle-OH-1HP  
1 HP Continuous Duty AC  
Synchronized Operation  
115 VAC @ 60 HZ 10.5 AMP

### Operating Classification

Class I, II, III & IV

### Warranty

5-Year Warranty

### Optional


External Back-up Power Supply  
Power I Battery Backup (for 1/2 HP)  
Power II Battery Backup (for 1 HP)  
Provides 80-110 Cycles



Power I


Specifications Subject to Change

Model Number	Description	Gate Capacity
EAGLE-OH	1/2 HP Commercial Overhead Gate Operator. Continuous Operation.	Up to 22' & 500 lbs
EAGLE-OH-1HP	1 HP Commercial Overhead Gate Operator. Heavy Duty. Continuous Operation.	Up to 24' & 700 lbs




Header Bracket  
Wall or Ceiling Mount

**LOW PROFILE**




3 Rail Sizes

8 Foot  
10 Foot  
12 Foot




Diamond Control Board

- Plug-in Loop Detectors
- Three Button Station
- Lightning & Surge Protection



### Quiet Smooth Operation

- UHMW Trolley
- Lightweight Aluminum C-Face Gear Reducer



### Eagle-OH Gate Operators for Overhead Gates to 24 ft. and 700 lbs

Overhead gate installation & operation just got easier with the Eagle-OH Series of Overhead Gate Operators.

Utilizing the industry leading Diamond Control Board, the advanced features you most often need are standard on every operator. The Eagle-OH is simply safer with reversing sensor adjustable in both the opening and closing direction.

The Aluminum C-Face gear reducer keeps your overhead operator quiet and running smooth with fewer moving parts and delivering the power and trouble free operation you expect.

**MADE IN THE USA**

**EAGLE ACCESS CONTROL SYSTEMS, INC.**

TOLL FREE (800) 708-8848

WWW.EAGLEOPERATORS.COM EMAIL: INFO@EAGLEOPERATORS.COM

AVAILABLE AT:

